



Memorandum

Date February 5, 1996



From WHO Collaborating Center for
Research, Training, and Eradication of Dracunculiasis

Subject GUINEA WORM WRAP-UP #53

To Addressees

INCREASING REDUCTION OF CASES IN 1995

As illustrated in Figure 1, the reduction rate of dracunculiasis cases by month rose sharply during the latter part of 1995, in comparison to the same month of 1994, reaching a high of 68% in November. This includes data for all endemic countries except Sudan, where surveillance and interventions have been constrained because of the civil war in that country. This increase in program effectiveness is undoubtedly due to the increasingly widespread implementation of case containment (in addition to other community-based interventions), starting in late 1994. Even more encouraging is that this impact apparently results from the first few months of case containment, when the quality of case containment measures was relatively weak. As Guinea worm eradication programs have become more experienced, implementation of case containment has gotten better, and presumably more effective. We believe this is very bad news for the remaining Guinea worms in the world. The status of key indices for all endemic countries is summarized in Tables 1 & 2, and in Figures 2 and 3.

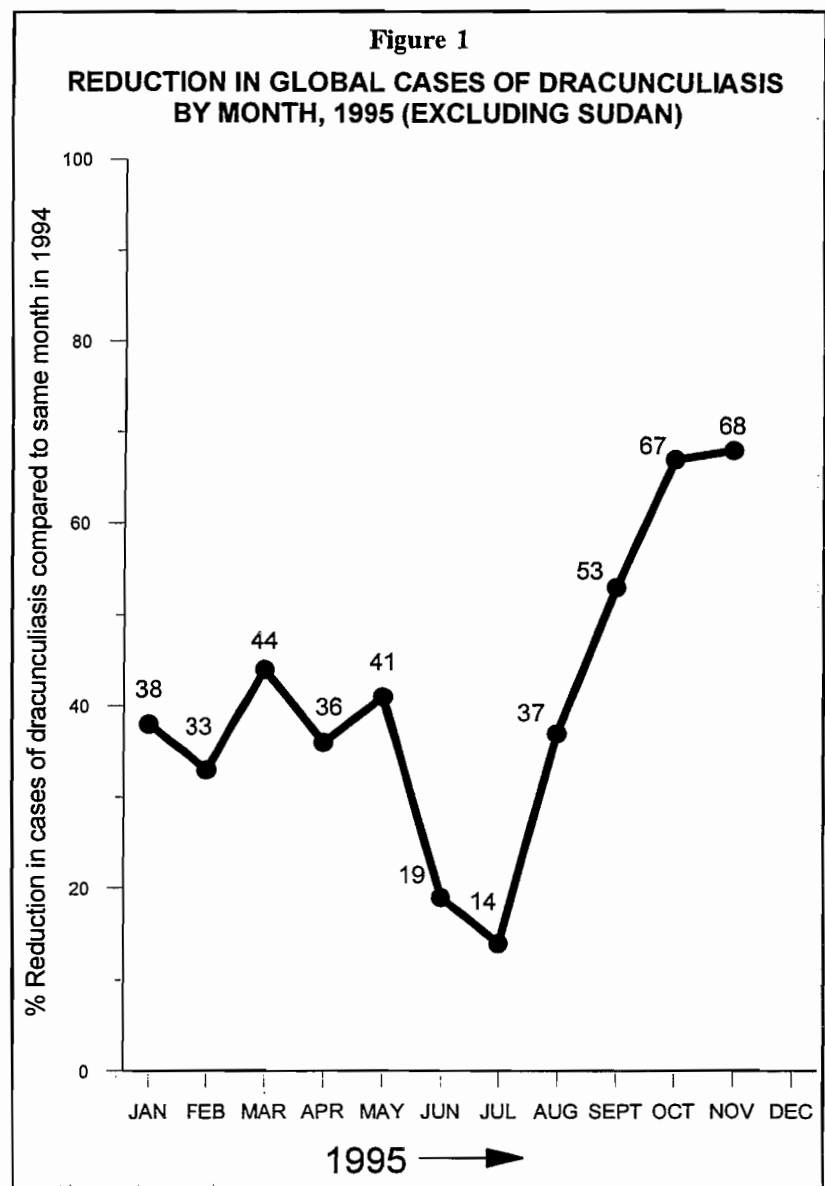


Table 1

Update: 2/5/96

MONTHLY REPORTING OF CASES OF DRACUNCULIASIS IN 1995
(COUNTRIES ARRANGED IN DESCENDING ORDER OF CASES IN 1994)

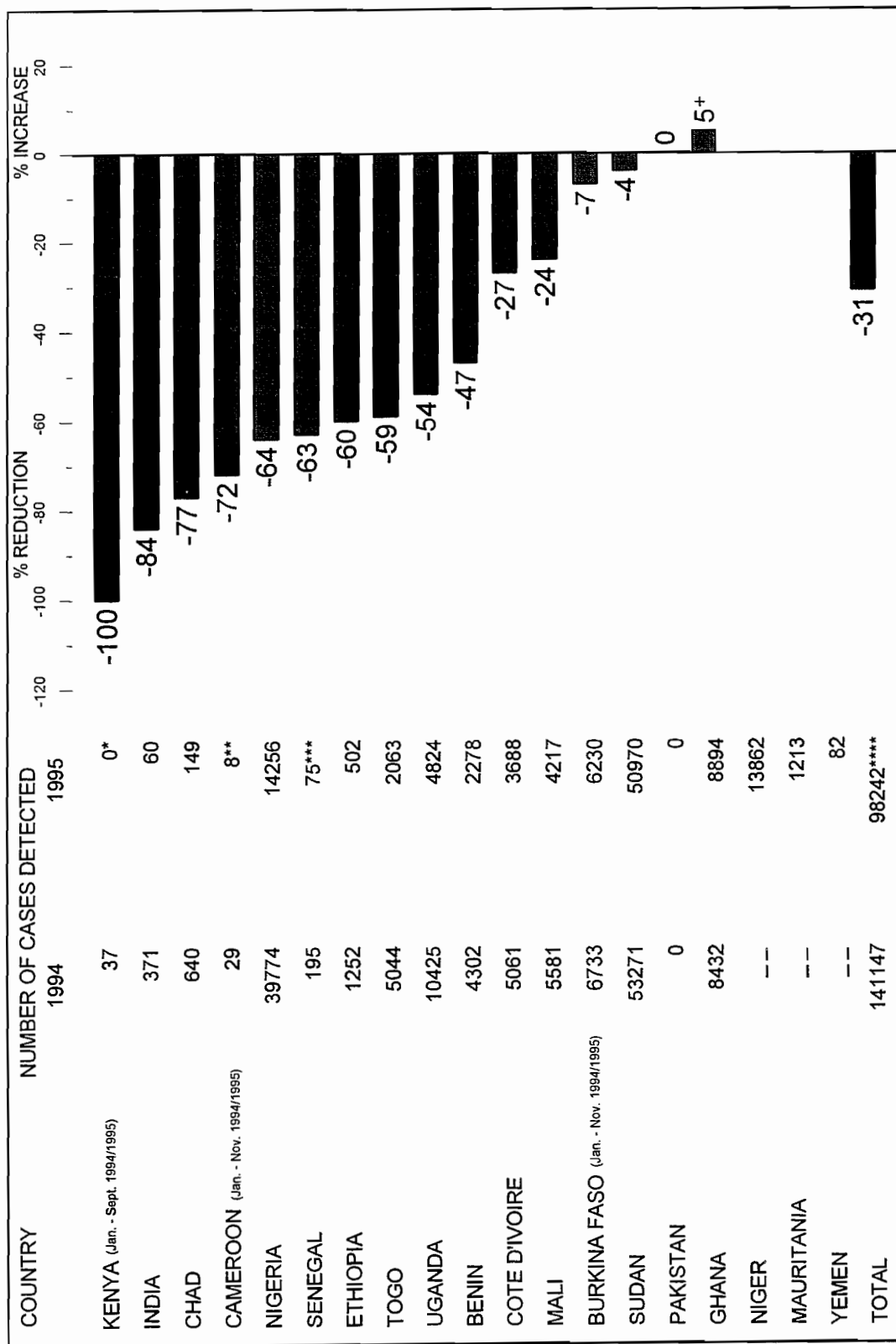
COUNTRY	NUMBER OF CASES IN 1994	NUMBER OF CASES REPORTED IN 1995												TOTAL*
		JAN	FEB	MAR	APR	MAY	JUN	JUL	AUG	SEPT	OCT	NOV	DEC	
SUDAN	53271	290	61	313	444	13954	9912	8065	4911	8204	3377	1178	261	50970
NIGERIA	39774	1882	1860	1394	1357	843	1802	1642	1134	667	584	471	620	14256
NIGER	18562	75	44	69	274	1040	2997	3351	2883	1961	691	357	120	13862
UGANDA	10425	224	225	306	1151	924	890	442	263	162	114	65	58	4824
GHANA	8432	1971	1986	1517	1004	862	579	341	125	70	59	183	197	8894
BURKINA FASO	6861	130	227	112	168	283	937	1760	1277	918	279	139	1	6231
MALI	5581	29	20	107	255	185	335	456	1060	683	423	422	242	4217
COTE D'IVOIRE	5061	683	793	585	421	328	235	128	94	66	139	85	131	3688
TOGO	5044	349	132	85	132	154	92	95	144	86	275	279	240	2063
MAURITANIA	5029	0	0	3	23	51	76	222	589	235	14			1213
BENIN	4302	439	170	58	62	95	36	37	45	178	291	508	359	2278
ETHIOPIA	1252	19	9	14	88	95	101	106	26	31	8	1	4	502
CHAD	640	1	20	22	21	3	13	9	15	6	17	17	5	149
INDIA	371	0	0	2	3	3	14	20	13	3	1	1	0	60
SENEGAL	195	0	0	0	0	0	2	4	19	13	10	19	8	75
YEMEN	94	1	1	1	10	8	9	14	34	1	0	3	0	82
KENYA**	53	0	0	0	0	0	0	21	0	0				21
CAMEROON***	30	0	0	1	0	0	0	2	4	1	0	6		14
PAKISTAN	0	0	0	0	0	0	0	0	0	0	0	0	0	0
TOTAL*	164977	6093	5548	4589	5413	18828	18030	16715	12636	13285	6282	3734	2246	113399

* Provisional

** Reported 21 imported cases in July

*** Reported 2 imported cases in July and 4 in August

Figure 2 PERCENTAGE CHANGE IN NUMBER OF CASES OF DRACUNCULIASIS REPORTED DURING THE PERIOD 1994 AND 1995, BY COUNTRY



-- Denotes no cases reported or incomplete reporting for the period Jan. - Nov., 1994

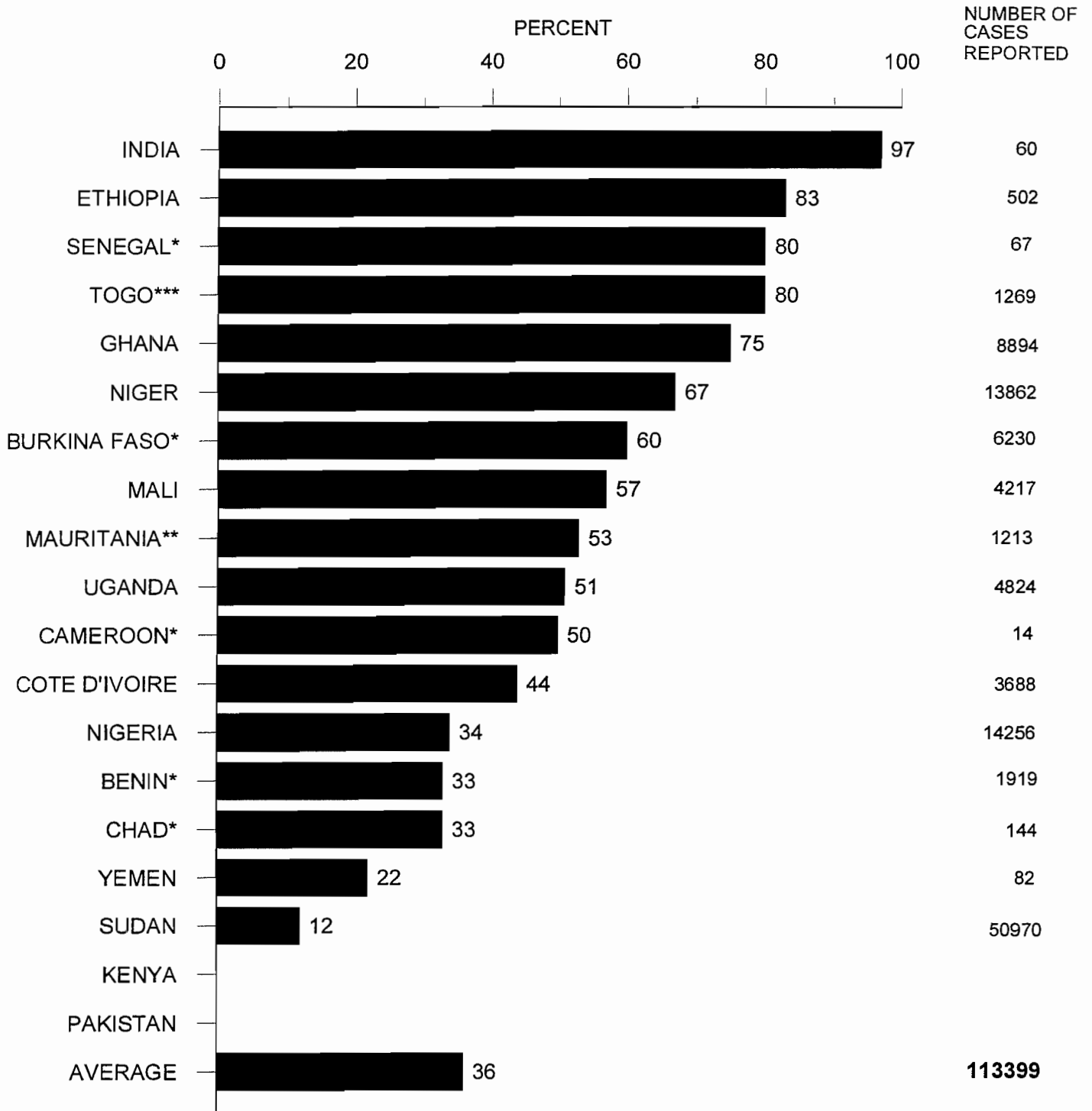
* Reported 21 imported cases

** Reported 6 imported cases

*** Reported 1 imported case

**** This total excludes 15,157 cases reported from Niger, Mauritania and Yemen, which recorded no comparable data in the first eleven months of 1994.

Figure 3 PERCENTAGE OF CASES OF DRACUNCULIASIS CONTAINED, 1995
(PROVISIONAL REPORTS)



*REPORTS FOR THE PERIOD JAN - NOV, 1994/1995
 **REPORTS FOR THE PERIOD JAN - OCT, 1994/1995
 ***REPORTS FOR THE PERIOD JAN - SEPT, 1994/1995

Country	Percentage of endemic villages reporting	Percent of cases contained in 1995
Sudan	21% (Jan.- Dec.)	12% (Jan.- Dec.)
Nigeria	78% (Jan.- Dec.)	34% (Jan.- Dec.)
Niger	88% (Jan.- Dec.)	67% (Jan.- Dec.)
Uganda	95% (Jan.- Dec.)	51% (Jan.- Dec.)
Ghana	99% (Jan.- Dec.)	75% (Jan.- Dec.)
Burkina Faso	78% (Jan.- Nov.)	60% (Jan.- Nov.)
Mali	87% (Jan.- Dec.)	57% (Jan.- Dec.)
Côte d'Ivoire	95% (Jan.- Dec.)	44% (Jan.- Dec.)
Togo	92% (Jan.- Sept.)	80% (Jan.- Sept.)
Mauritania	97% (Jan.- Oct.)	53% (Jan.- Oct.)
Benin	99% (Jan.- Nov.)	33% (Jan.- Nov.)
Ethiopia	87% (Jan.- Dec.)	83% (Jan.- Dec.)
Chad	99% (Jan.- Nov.)	33% (Jan.- Nov.)
India	100% (Jan.- Dec.)	97% (Jan.- Dec.)
Senegal	100% (Jan.- Nov.)	80% (Jan.- Nov.)
Yemen	99% (Jan.- Dec.)	22% (Jan.- Dec.)
Kenya	NR	---
Cameroon	86% (Jan.-Nov.)	50% (Jan.- Nov.)
Pakistan	100%	---

NR = No Report

IN BRIEF:

- Ghana

Ghana has reportedly detected a total of 16 cases of dracunculiasis imported from Togo during the months of November and December 1995. The patients are all members of an extended family that mostly resides in the Northern Region of Ghana, but the affected members returned to Ghana early in 1995 after a prolonged visit with relatives in Togo. For the fifth straight month, at least five of Ghana's 10 regions have reported no indigenous case of dracunculiasis (Table 3).

- Libya

A small outbreak of four confirmed and two suspected cases of dracunculiasis has been reported from northwestern Libya. The outbreak, which occurred in 1993, is believed to have originated in a Chadian man who worked for one of the affected families. (*Reported by H.H. Baccush and C.S. Nayaf.*)

- Mali

Mali held the fourth annual national meeting of its Guinea Worm Eradication Program, in Bamako on January 4-5. Among the attendees was Dr. Philippe Ranque from WHO headquarters.

- Sudan

Representatives from the national secretariat, Sudan's Federal Ministry of Health, UNICEF/Operation Lifeline Sudan, UNICEF/ESARO, and Global 2000/The Carter Center met in Nairobi, Kenya during January 15-17, 1996 to review the status of eradication efforts in Sudan, discuss technical issues, and coordinate action plans for 1996. This was the third meeting of the coordination group.

*** * * RAWLINGS TO OPEN MARCH CONFERENCE * * ***

President Jerry Rawlings of Ghana has agreed to open the 6th African Regional Conference on Dracunculiasis Eradication. The conference will be held in Accra, Ghana, on March 26-28, 1996.

Notice to Readers

With this issue, the Guinea Worm Wrap-Up will be issued monthly, in order to share news of rapidly evolving events and results of monthly surveillance. Each issue will go to the printer on about the 10th day of the month.

Table 3

**GHANA GUINEA WORM ERADICATION PROGRAM
NUMBER OF CASES REPORTED BY REGION: 1995**

REGION	JAN	FEB	MAR	APR	MAY	JUNE	JULY	AUG	SEPT	OCT	NOV	DEC	TOTAL*
Western	8	16	12										36
Central	49	21	10	15	24	39	6	4	4	9	6	17	204
Eastern ¹	30	6	25	22	5	2	2	6			10		115
Greater Accra ²													19
Volta ³	107	35	35	57	36	12	123	24	7	4	30	55	525
Ashanti ⁴	29	48	13			22	2						127
Brong Ahafo ⁵	63	56	52	47	9		5	14	10	2	27	9	296
Northern	1683	1794	1366	836	762	483	192	75	47	39	109	112	7498
Upper West ⁶		4		8	19	14	9						55
Upper East ⁷													19
TOTAL *	1,971	1,986	1,517	1,004	862	579	341	125	70	59	183	197	8,894

1 Eastern reported 3 imported cases in Oct., and 2 in Dec.
 2 Greater Accra reported 5 imported cases in Feb., 1 in March, 2 in May, 3 in June, 2 in July, 2 in Aug., 1 in Sept., and 2 in Dec.
 3 Volta reported 1 imported case in Oct.
 4 Ashanti reported 9 imported cases in April, 4 in May, and 1 in Sept.
 5 Brong Ahafo reported 2 imported cases in June.
 6 Upper West reported 1 imported case in Jan.
 7 Upper East reported 1 imported case each in Jan., Feb., and May, 3 in March, 10 in Apr., 2 in June, 1 in Oct., and 1 in Nov.
 * Totals are provisional and include imported cases reported.

Denotes zero indigenous cases reported.

RECENT PUBLICATIONS



Brieger WR, Adekunle SA, Oke GA, Adesope A, 1996. Culturally perceived illness and guinea worm disease surveillance. Health Policy and Planning, 11:101-106.

* * * * *

Inclusion of information in the Guinea Worm Wrap-Up does not constitute "publication" of that information.

The GW Wrap-Up is published in memory of BOB KAISER.

For information about the GW Wrap-Up, contact Trenton K. Ruebush, MD, Director, WHO Collaborating Center for Research, Training, and Eradication of Dracunculiasis, NCID, Centers for Disease Control and Prevention, F-22, 4770 Buford Highway, NE, Atlanta, GA 30341-3724, U.S.A. FAX: (404)488-4532.



CDC is the WHO Collaborating Center for Research, Training, and Eradication of Dracunculiasis.